








Programming the Allen Bradley MICROLOGIX 1000

PROBLEM: Reloading of program due to replacement.

Plug the hand held programmer (1761-HHP-B30) into to Micrologix. This may be done with power on to the Micrologix. Wait 25 seconds for the hand held to connect. It will display the present program and run status. Load a new program as follows:

Press Key in	Display will indicate
Press MODE	RRUN OR RPRG
If RRUN is displayed	
Press ENT	RPRG
Press MENU	⇒ 1. Language ⇒ 2. Accept edits
Press   	⇒ 4. Mem Module
Press ENT	⇒ Load program
Press ENT	Program list
Press 	
Until program you want is displayed (For example)	
Press ENT	⇒ Viper 4
Press ENT	Overwrite Prog? Yes ENT No ESC
Press ENT	Viper 4 RPRG (After program has loaded)
Press MODE	RPRG (Highlighted)
Press 	RRUN (Highlighted)
Press ENT	The run indicator on the PLC will turn on. The program name will be displayed on the handheld programmer. The programming is complete and the handheld may be removed.